




*Ocean's Legacy*<sup>TM</sup>

TUNED TO PERFECTION

CATALOGUE 2023/24

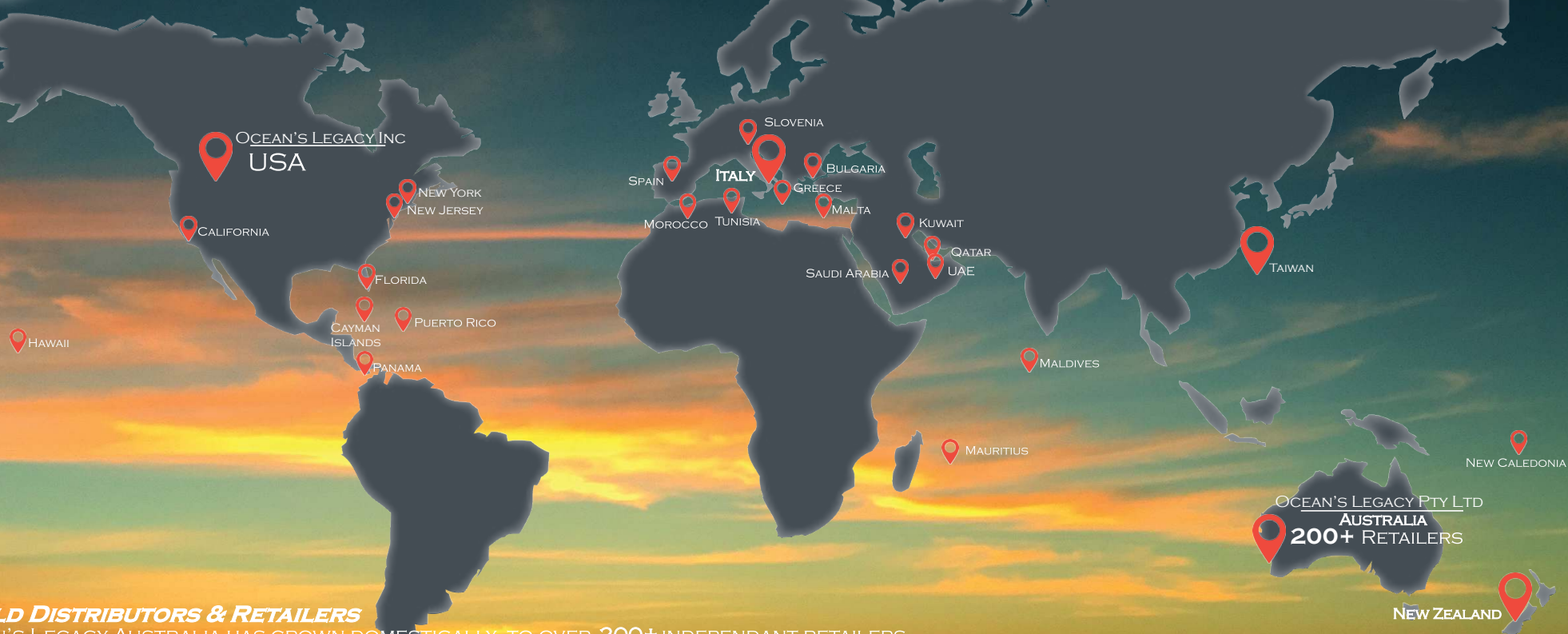


# OUR ORIGIN

THE INSPIRATION AND CREATION OF OCEAN'S LEGACY WAS BORN FROM YEARS OF ON THE WATER EXPERIENCE, DEVELOPMENT AND INVOLVEMENT WITH FISHING PRODUCTS AROUND THE WORLD. WE PRIDE OURSELVES IN DESIGNING ORIGINAL AND FUNCTIONAL FISHING GEAR FOR EVERY ANGLER, FROM THE FRESHEST OF FISHERMEN TO THE MOST EXPERIENCED ANGLER LOOKING TO TAKE HIS FISHING TO THE NEXT LEVEL.

OUR PRODUCTS HAVE BEEN DESIGNED IN COLLABORATION WITH EXTREMELY KNOWLEDGEABLE AND EXPERIENCED ANGLERS FROM AROUND AUSTRALIA AND SOUTH EAST ASIA AND TESTED THROUGHOUT THE HARSH CONDITIONS OF AUSTRALIA, CHRISTMAS ISLANDS, COCOS KEELING ISLANDS ON EVERYTHING FROM YELLOWTAIL KINGFISH, BLUE GROUPER TO DOGTUOTH TUNA AND GIANT TREVALLY.

FROM OUR HUMBLE BEGINNING IN 2017 WE CONTINUOUSLY STRIVE TO BE A THE FOREFRONT OF INNOVATION IN THE BIG BAD WORLD OF FISHING. PROVIDING AVID ANGLERS WORLDWIDE THE ULTIMATE PERFORMANCE IN FISHING GEAR THAT IS "TUNED TO PERFECTION" LOOKING TO PUSH THE BOUNDARIES TO THE NEXT LEVEL.



## WORLD DISTRIBUTORS & RETAILERS

OCEAN'S LEGACY AUSTRALIA HAS GROWN DOMESTICALLY TO OVER 200+ INDEPENDANT RETAILERS

## 2023 OPPORTUNITY TO GROW WITH US.

OCEAN'S LEGACY USA INC. WAS ESTABLISHED IN RESPONSE TO THE GROWING DEMAND FOR OUR PRODUCTS IN NORTH AND LATIN AMERICA. TO ENSURE EFFICIENT AND RELIABLE SERVICE TO OUR DEALERS AND DISTRIBUTORS, WE HAVE OPENED A WAREHOUSE TO STREAMLINE OUR BUSINESS OPERATIONS. THIS WILL ENABLE US TO MEET THE NEEDS OF OUR CUSTOMERS IN A TIMELY AND EFFECTIVE MANNER, & TO CONTINUE EXPANDING OUR REACH IN THE REGION.

WE ARE SEEKING TO GROW AND EXPAND OUR BRAND TO ENTHUSIAST DISTRIBUTORS & RETAIL STORES AROUND



# ***SALTWATER SERIES*** ***HEAVY POPPING & HEAVY PLUGGING SERIES***



## ***PRODUCT FEATURES***

- 2021 / 2022 NEWEST SERIES OCEAN'S LEGACY RANGE ARE THE RAPTUS "HEAVY POPPING" & AGGRESSOR "HEAVY PLUGGING." 3 YEARS OF DESIGNING MULTIPLE BLANKS AND ADJUSTMENT OF GUIDES TO FINALLY RELEASE A PRODUCT WHICH WILL POP AND PLUG A LURE LIKE NO OTHER AND PROVIDE UNRIVALED POWER.
- BUILT WITH THE IDEOLOGY OF LANDING THE BIGGEST GT AND BIGGEST YELLOWFIN TUNA IN THE ROUGHEST TERRAIN WE ENSURED OUR CUSTOM BLANKS WERE REINFORCED WITH 2X MULTI CROSS CORE CARBON AND MULTI BLEND JAPANESE TORAY GRAPHITE TO PROVIDE MAXIMUM LURE ACTION YET HAVING TORQUE WHEN REQUIRED TO STOP ANY FISH.
- CURRENTLY AVAILABLE IN 6 MODELS TO SUIT ALL LURE SIZES AND CONDITIONS TO LAND THAT PRIZED FISH.
- BOTH THE RAPTUS SERIES & AGGRESSOR SERIES FEATURE THE HIGHEST QUALITY JAPANESE COMPONENTRY FROM FUJI. EMPLOYING FUJI DPS REEL SEAT & CUSTOM LOCKING NUT DESIGNED FOR OCEANS LEGACY AND FUJI KW STAINLESS STEEL DOUBLE FOOT WITH SIC RINGS PROVIDING THE BEST HEAT DISPERSION & DURABILITY.
- THESE MODELS HAVE BEEN EXTENSIVELY TESTED AT COCOS KEELING ISLANDS, MONTEBELLO ISLANDS, COOK ISLAND AND ALSO ABROAD IN FIJI & OMAN.



# POPPING TUNED *RAPTUS* HEAVY OFFSHORE POPPING



## NEW SERIES 2021 *SELECTION*

MODEL	TYPE	LENGTH	PE RATING	CAST WEIGHT	Pcs	REEL SEAT	GUIDE CONCEPT
RPS-S792XH	SPIN	7'9"	PE 12 MAX	140G - 230G	1.5	FUJI DPS 22 + LOCK NUT	FUJI S/S KW SIC
RPS-S7102H	SPIN	7'10"	PE 10 MAX	120G - 200G	1.5	FUJI DPS 20 + LOCK NUT	FUJI S/S KW SIC
RPS-S7112MH	SPIN	7'11"	PE 8 MAX	100G - 180G	1.5	FUJI DPS 20 + LOCK NUT	FUJI S/S KW SIC



# PLUGGING TUNED AGGRESSOR

OFFSHORE PLUGGING      LONG CAST PLUGGING



2022  
NEW RELEASE



## SELECTION

MODEL	TYPE	LENGTH	PE RATING	CAST WEIGHT	Pcs	REEL SEAT	GUIDE CONCEPT
AGS-S832MH	SPIN	8'3"	PE 6 MAX	60G - 150G	1.5	FUJI DPS 20 + Lock NUT	FUJI S/S KW SIC
AGS-S822H	SPIN	8'2"	PE 8 MAX	80G - 170G	1.5	FUJI DPS 20 + Lock NUT	FUJI S/S KW SIC
AGS-S7112XH	SPIN	7'11"	PE 10 MAX	100G - 200G	1.5	FUJI DPS 20 + Lock NUT	FUJI S/S KW SIC

### LONG CAST PLUGGING

MODEL	TYPE	LENGTH	PE RATING	CAST WEIGHT	Pcs	REEL SEAT	GUIDE CONCEPT
AGS-S882MH	SPIN	8'8"	PE 6 MAX	50G - 130G	1.5	FUJI DPS 20 + Lock NUT	FUJI S/S KW SIC
AGS-S882H	SPIN	8'8"	PE 8 MAX	70G - 150G	1.5	FUJI DPS 20 + Lock NUT	FUJI S/S KW SIC



# ***SALTWATER SERIES** POPPING & STICKBAIT SPIN*



## ***PRODUCT FEATURES***

- OUR FOCAL SERIES FOCUSES ON “DUAL COMBAT” MEANING MULTI APPLICATION. WE UNDERSTAND THAT ANGLERS REQUIRE MULTI FUNCTIONALITY WHILST AT SEA, THESE SERIES OF RODS PROVIDE THE VERSATILITY WITH THE ABILITY TO BE USED FOR STICKBAITS, POPPERS, BIG MINNOWS AND ALSO SOFT PLASTICS.
- THE FOCAL SERIES FEATURE JAPANESE QUALITY FUJI COMPONENTS INCLUDING FUJI DPS REEL SEAT WITH FUJI LOCKING NUT AND FUJI DOUBLE FOOT KW ALCONITE GUIDES WHICH HAS BEEN OPTIMALLY TUNED FOR EXTREME CASTABILITY.
- THIS SERIES HAS BEEN EXTENSIVELY TESTED OFF THE SOUTH & NORTH COAST OF WESTERN AUSTRALIA ON TROPHY PELAGICS SUCH AS SPANISH MACKERAL, GT, RED BASS AND MANY TUNA SPECIES.



# OFFSHORE MOTION FOCAL

## Dual Combat



## SELECTION

MODEL	TYPE	LENGTH	PE RATING	CAST WEIGHT	Pcs	REEL SEAT	GUIDE CONCEPT
FCL-S722L	SPIN	7'2"	PE 2.0 MAX	20G - 40G	1.5	FUJI DPS 18 + LOCK NUT	FUJI S/S KW ALCONITE
FCL-S742M	SPIN	7'4"	PE 3.0 MAX	25G - 60G	1.5	FUJI DPS18 + LOCK NUT	FUJI S/S KW ALCONITE
FCL-S762MH	SPIN	7'6"	PE 4.0 MAX	30G - 80G	1.5	FUJI DPS 18 + LOCK NUT	FUJI S/S KW ALCONITE
FCL-S782H <b>NEW</b>	SPIN	7'8"	PE 5.0 MAX	40G - 100G	1.5	FUJI DPS 20 + LOCK NUT	FUJI S/S KW ALCONITE
FCL-S7102HH <b>NEW</b>	SPIN	7'10"	PE 6.0 MAX	60G - 120G	1.5	FUJI DPS 20 + LOCK NUT	FUJI S/S KW ALCONITE



# ***SALTWATER SERIES*** ***SLOW PITCH JIGGING & TOPWATER***



## ***PRODUCT FEATURES***

### **NEW 2023 ELEMENT OFFSHORE & INSHORE**

- NEW TO THE ELEMENT WORK HORSE STABLE ARE THE OFFSHORE & INSHORE RANGE WHICH COVER ALL BLUEWATER FISHING FROM TOPWATER POPPER, STICKBAIT, MINNOW, SOFT BAIT & VIBING. THIS SERIES CONTINUES IT'S LEGACY OF VERSATILITY AND THE ABILITY TO LAND THAT PRIZED SPECIES. OUR BLANKS HAVE BEEN DESIGNED WITH EXTREME DURABLE AND POWER WITH OUR CROSS CORE CARBON TECHNOLOGY.

### **NUMBER 1 SLOW PITCH SERIES IN AUSTRALIA**

- THE OCEAN'S LEGACY SLOW ELEMENT RANGE IS AN EXTREMELY VERSATILE RANGE OF RODS. THE BLANK UTILISES A UNIQUE COMBINATION OF A RESPONSIVE SLOW PITCH STYLE TIP WITH A POWERFUL LOWER END, RESULTING IN A ROD THAT MANIPULATES JIGS WITH EASE. WITHIN A FEW MONTHS OF THE RANGE HITTING THE MARKETS, IT BECAME RECOGNISED AROUND THE WORLD AS A ROD THAT CAN NOT ONLY IMPART SUPERIOR JIG ACTION BUT ALSO HAS THE BACKBONE TO STOP EVERYTHING IN ITS PATH.
- THE RANGE COMES IN BOTH SPIN & OVERHEAD MODELS, WITH THE OVERHEAD MODELS UTILISING A SPIRAL / ACID WRAP GUIDE CONCEPT TO ELIMINATE THE OPPORTUNITY FOR THE LINE TO TOUCH THE BLANK, RETAINING BACK ACTION AND REDUCE TIP WRAP WHILE JIGGING. IF YOU ARE AFTER A ROD TO WORK BOTH SOFT PLASTICS AND JIGS AND WILL HELP YOU LAND THAT FISH OF A LIFETIME LOOK NO FURTHER THAN THE SLOW ELEMENT!



# Element

Technical balanced SW custom



## SELECTION

### SLOW JIGGING SERIES

MODEL	TYPE	LENGTH	PE RATING	JIG WEIGHT	Pcs	REEL SEAT	GUIDE CONCEPT
ELSJS621ML	SPIN	6'2"	PE 2.0 MAX	80G - 200G	1	FUJI DPS 18	S/S K SIC RING + FUJI TIP
ELSJS621M	SPIN	6'2"	PE 3.0 MAX	120G - 300G	1	FUJI DPS 18	S/S K SIC RING + FUJI TIP
ELSJS621MH	SPIN	6'2"	PE 4.0 MAX	160G - 400G	1	FUJI DPS 18	S/S K SIC RING + FUJI TIP
ELSJB621ML	SPIRAL	6'2"	PE 2.0 MAX	80G - 200G	1	FUJI TCS 18	S/S K SIC RING + FUJI TIP
ELSJB621M	SPIRAL	6'2"	PE 3.0 MAX	120G - 300G	1	FUJI TCS 18	S/S K SIC RING + FUJI TIP
ELSJB621MH	SPIRAL	6'2"	PE 4.0 MAX	160G - 400G	1	FUJI TCS 18	S/S K SIC RING + FUJI TIP
ELSJB621ML	OVERHEAD	6'2"	PE 2.0 MAX	80G - 200G	1	FUJI TCS 18	S/S K SIC RING + FUJI TIP
ELSJB621M	OVERHEAD	6'2"	PE 3.0 MAX	120G - 300G	1	FUJI TCS 18	S/S K SIC RING + FUJI TIP
ELSJB621MH	OVERHEAD	6'2"	PE 4.0 MAX	160G - 400G	1	FUJI TCS 18	S/S K SIC RING + FUJI TIP

### NEW SERIES 2021

### HEAVY JIGGING SERIES FULL GRIP DESIGN

MODEL	TYPE	LENGTH	PE RATING	JIG WEIGHT	Pcs	REEL SEAT	GUIDE CONCEPT
ELDJS601M	SPIN	6'0"	PE 4.0+MAX	260G MAX	1	FUJI DPS 18	S/S K SIC RING & FUJI TIP
ELDJS601MH	SPIN	6'0"	PE 6.0 MAX	380G MAX	1	FUJI DPS 20	S/S K SIC RING & FUJI TIP
ELDJS591H	SPIN	5'9"	PE 8.0 MAX	500G MAX	1	FUJI DPS 20	S/S K SIC RING & FUJI TIP
ELDJB601M	OVERHEAD	6'0"	PE 4.0+MAX	260G MAX	1	FUJI PLS 18	S/S K SIC RING & FUJI TIP
ELDJB601MH	OVERHEAD	6'0"	PE 6.0 MAX	380G MAX	1	FUJI PSS 20	S/S K SIC RING & FUJI TIP
ELDJB591H	OVERHEAD	5'9"	PE 8.0 MAX	500G MAX	1	FUJI PSS 20	S/S K SIC RING & FUJI TIP

### NEW SERIES 2023

### INSHORE CASTING SERIES

MODEL	TYPE	LENGTH	PE RATING	JIG WEIGHT	Pcs	REEL SEAT	GUIDE CONCEPT
ELIC-S702ML	NEW SPIN	7'0"	PE2 MAX	10 - 35G	1.5	FUJI DPS 18	S/S K SIC RING + FUJI TIP
ELIC-S702M	NEW SPIN	7'0"	PE3 MAX	20 - 45G	1.5	FUJI DPS 18	S/S K SIC RING + FUJI TIP

### NEW SERIES 2023

### OFFSHORE CASTING SERIES

MODEL	TYPE	LENGTH	PE RATING	JIG WEIGHT	Pcs	REEL SEAT	GUIDE CONCEPT
ELOC-S742M	NEW SPIN	7'4"	PE3 MAX	30 - 60G	1.5	FUJI DPS 18	S/S K SIC RING + FUJI TIP
ELOC-S762MH	NEW SPIN	7'6"	PE4 MAX	40 - 80G	1.5	FUJI DPS 18	S/S K SIC RING + FUJI TIP
ELOC-S792H	NEW SPIN	7'9"	PE6 MAX	60 - 110G	1.5	FUJI DPS 18	S/S K SIC RING + FUJI TIP



# ***SALTWATER SERIES*** LIGHT LANDBASED SPINNING



## ***PRODUCT FEATURES***

- UTILISING JAPANESE TORAY HIGH MODULUS FIBRE, THE 2021 OL'S SPECIALIST BLACK EDITION IS CUSTOM ROLLED TO BRING YOU AN INSANELY LIGHT YET MAGNIFICENTLY POWERFUL LANDBASED LURE CASTING ROD.
- SPECIALIST SERIES FOCUSES ON CASTABILITY & WEIGHT REDUCTION WITHOUT COMPROMISING ON POWER WHICH MINIMISES FATIGUE WHILST CASTING & FIGHTING.
- ALL RODS FEATURE QUALITY FUJI COMPONENTS INCLUDING FUJI DPS REEL SEAT WITH FUJI LOCKING & FUJI DOUBLE FOOT KW ALCONITE GUIDES WHICH HAVE BEEN OPTIMALLY PLACED FOR BALANCE, EXTREME LONG CAST AND CONTROL.
- OCEANS LEGACY SPECIALIST HAVE BEEN DESIGNED AND EXTENSIVELY TESTED OFF THE SOUTH & NORTH COAST OF WESTERN AUSTRALIA ON TROPHY PELAGICS SUCH AS SPANISH & SHARK MACKERAL AND MANY TUNA SPECIES.



# SPECIALIST

*Long Cast Pelagic Battlefield*



2021 MODEL BLACK EDITION



## SELECTION

MODEL	TYPE	LENGTH	PE RATING	CAST WEIGHT	PCS	REEL SEAT	GUIDE CONCEPT
SSG-S982M	SPIN	9'8"	PE 2.0 - 4.0	30G - 80G	2	FUJI DPS-SD 20+ LOCK NUT	FUJI S/S KW ALCONITE
SSG-S1002MH	SPIN	10'0"	PE 3.0 - 6.0	40G - 110G	2	FUJI DPS-SD 20+ LOCK NUT	FUJI S/S KW ALCONITE
SSG-S1022H	SPIN	10'2"	PE 4.0 - 6.0	60G - 130G	2	FUJI DPS-SD 20+ LOCK NUT	FUJI S/S KW ALCONITE



# ***SALTWATER SERIES*** *HEAVY & LIGHT VERTICAL JIGGING*



## ***PRODUCT FEATURES***

- WITH XOS AUSTRALIAN SAMSON & NZ YELLOWTAIL KINGFISH & AMBERJACK IN MIND AND AFTER MANY YEARS OF FIELD TESTING AND DEVELOPMENT THE ADRENALIN SERIES OF RODS WAS BORN.
- ADRENALIN SERIES BLANKS ARE CUSTOM ROLLED USING JAPANESE TORAY HIGH MODULUS FIBRES WITH OUR UNIQUE CORE CARBON CONCEPT (C3).
- ALL MODELS ARE ONE PIECE CONSTRUCTION WITH A MEDIUM/FAST TAPERED ACTION TO CREATE AN ULTRA SMOOTH BLANK WITH SUPERIOR STRENGTH AND TORQUE TO SUBDUCE ANY SERIOLA SPECIES.
- THESE RODS ARE DEDICATED FOR HIGH SPEED VERTICAL JIGGERS TO IMPROVE & MAXIMISE JIG ACTION.
- BUILT WITH QUALITY FUJI REEL SEATS AND WITH THE ADDED SECURITY OF FUJI'S LONG NUT. BOTH MODELS USE FUJI KW & LC ALCONITE S/S GUIDE CONCEPT FOR OPTIMAL PERFORMANCE.



# A DRENALIN<sup>Deep</sup> Game

SERIOLA BATTLEFIELD



## SELECTION

### LIGHT JIGGING SERIES

MODEL	TYPE	LENGTH	PE RATING	JIG WEIGHT	Pcs	REEL SEAT	GUIDE CONCEPT	GIMBAL
ADLG-S631L <b>NEW</b>	SPIN	6'3"	PE 1.0 - 2.5	50G - 130G	1	FUJI DPSSD 18	FUJI S/S KW ALCONITE	NO
ADLG-S621ML <b>NEW</b>	SPIN	6'2"	PE 1.2 - 3.0	60G - 180G	1	FUJI DPSSD 18	FUJI S/S KW ALCONITE	NO

### HEAVY JIGGING SERIES

MODEL	TYPE	LENGTH	PE RATING	JIG WEIGHT	Pcs	REEL SEAT	GUIDE CONCEPT	GIMBAL
ADDG-S561ML	SPIN	5'6"	PE 1.5 - 4.0	120G - 260G	1	FUJI DPSLD 18	FUJI S/S KW ALCONITE	NO
ADDG-S531M	SPIN	5'3"	PE 3.0 - 6.0	200G - 380G	1	FUJI DPSLD 20	FUJI S/S KW ALCONITE	NO
ADDG-S521MH	SPIN	5'2"	PE 4.0 - 8.0	300G - 500G	1	FUJI DPSLD 20	FUJI S/S KW ALCONITE	NO
ADDG-S501H	SPIN	5'0"	PE 5.0 - 10.0	350G - 650G	1	FUJI DPSLD 20	FUJI S/S KW ALCONITE	NO
ADDG-B561ML	OVERHEAD	5'6"	PE 1.5 - 4.0	120G - 260G	1	FUJI PLSLD 18	FUJI S/S LC & KW ALCONITE	NO
ADDG-B531M	OVERHEAD	5'3"	PE 3.0 - 6.0	200G - 380G	1	FUJI PSSLD 20	FUJI S/S LC & KW ALCONITE	YES
ADDG-B521MH	OVERHEAD	5'2"	PE 4.0 - 8.0	300G - 500G	1	FUJI PSSLD 20	FUJI S/S LC & KW ALCONITE	YES
ADDG-B501H	OVERHEAD	5'0"	PE 5.0 - 10.0	350G - 650G	1	FUJI PSSLD 20	FUJI S/S LC & KW ALCONITE	YES



# ***SALTWATER SERIES LIGHT SHORE SPIN***



## ***PRODUCT FEATURES***

- THE DREAM CAST RANGE OF RODS ARE FORGED FROM NOTHING BUT THE FINEST JAPANESE QUALITY 40 TON TORAY CARBON HIGH MODULUS FIBRES & A CROSS CARBON WOVEN STRUCTURE SPECIFICALLY DESIGNED FOR OCEAN'S LEGACY RESULTING IN A CRISP & LIGHTWEIGHT BLANK THAT BOATS SUPERIOR FISH FISHING POWER.
- UTILISING JAPAN'S FINEST FUJI COMPONENTS AND AN INNOVATIVE GUIDE LAYOUT THE DREAM CAST SERIES EMPOWERS ANGLERS WITH UNPARALLELED CASTING ABILITY WHILE MINIMISING ANGLER FATIGUE. ALLOWING YOU TO REACH FURTHER AND KEEP ON CASTING, CAST AFTER CAST, DAY AFTER DAY.
- ON TOP OF THIS THE UNIQUE COMPOSITION EMPLOYED IN THE BLANK CONSTRUCTION OFFERS SERIOUS POWER TO TAME AGGRESSIVE PELAGIC SPORTFISH.
- TESTED UP AND DOWN THE WESTERN AUSTRALIA COASTLINE AND IN THE GIN CLEAR WATERS OF COCOS KEELING ISLANDS, THE DREAM CAST HAS SHOWCASED ITS UNRIVALLED PROWESS, TAMING THE LIKES OF COBIA, TUNA, SPANISH MACKEREL, BLUE FISH, MAORI WRASSE AND GIANT TREVALLY.



# Ultimate Tactical **DREAM CAST** lure caster

*Light Shore Game*

ALCONITE GUIDE

FUJI

Tangle Free

HIGH-PERFORMANCE CARBON FIBER  
**TORAYCA**



## SELECTION

MODEL	TYPE	LENGTH	PE RATING	CAST WEIGHT	Pcs	REEL SEAT	GUIDE CONCEPT
DCL-S882L	SPIN	8'8"	PE 1.0 - 2.0	12 - 30G	2	FUJI VSS 17	FUJI S/S KW ALCONITE
DCL-S922ML	SPIN	9'2"	PE 1.2 - 2.5	20 - 45G	2	FUJI VSS 17	FUJI S/S KW ALCONITE
DCL-S982M	SPIN	9'8"	PE 1.5 - 3.0	25 - 60G	2	FUJI VSS 17	FUJI S/S KW ALCONITE



# ***SALTWATER SERIES*** *LIGHT CASTING & SOFT PLASTICS*



## ***PRODUCT FEATURES***

- IF THERE EVER WAS AN ALL ROUNDER SERIES THE CLOUD 9 IS IT! WHETHER YOUR FLICKING A SOFT BAIT FOR YOUR FAVOUR DEMERSAL & PELAGIC SPECIES OR CASTING STICKBAITS/MINNOWS/POPPERS UP NORTH THIS SERIES CATERS FOR ALL. ESTUARY TO OCEAN!
- WITH THE CONTINUAL DEVELOPMENT OF OUR IMPECABLE BLANK CONSTRUCTION OUR NEW CLOUD 9 IS NO EXCEPTION. A SUPER RESPONSIVE BLANK CAPABLE TO HANDLE ANY SPECIES YET BEING FEATHERWEIGHT.
- ALL CLOUD 9 SERIES HAVE BEEN FINE TUNED WITH THE OPTIMUM GUIDE PLACEMENT TO ENSURE OPTIMAL BLANK PERFORMANCE AND MAXIMUM CASTABILITY.
- THE CLOUD 9 SERIES ARE ALL EQUIPPED WITH QUALITY JAPANESE FUJI K ALCONITE GUIDE SYSTEMS AND FUJI DPS REEL SEAT TO ENSURE DURABILITY AND RELIABILITY.



# INFIELD SUPREMACY *Cloud9* LIGHT CASTING GAME



## SELECTION

MODEL	TYPE	LENGTH	PE RATING	JIG WEIGHT	CAST WEIGHT	Pcs	REEL SEAT	GUIDE CONCEPT
CLSP-S732LL	SPIN	7'3"	PE1.0 MAX	20G - 60G	8G - 20G	1.5	FUJI DPSSD 17	FUJI S/S KL ALCONITE
CLSP-S712L	SPIN	7'1"	PE1.5 MAX	30G - 90G	10G - 25G	1.5	FUJI DPSSD 17	FUJI S/S KL ALCONITE
CLSP-S6112ML	SPIN	6'11"	PE2.0 MAX	50G - 110G	15G - 35G	1.5	FUJI DPSSD 18	FUJI S/S KW ALCONITE
CLSP-S692M	SPIN	6'9"	PE3.0 MAX	60G - 160G	20G - 45G	1.5	FUJI DPSSD 18	FUJI S/S KW ALCONITE
CLSP-S672MH	SPIN	6'7"	PE4.0 MAX	80G - 200G	25G - 55G	1.5	FUJI DPSSD 18	FUJI S/S KW ALCONITE



# ***SALTWATER SERIES*** *DEEP JIGGING & SLOW PITCH JIGGING*



## ***PRODUCT FEATURES*** **NEW SLOW PITCH SERIES 2022**

- **ELEMENTUS SLOW PITCH GAME SERIES** HAS FINALLY MADE ITS DEBUT, OUR RELENTLESS PURSUIT TO BUILD THE ULTIMATE POWER SLOW PITCH FOR BIG GAME! WITH OUR HIGHLY SUCCESSFUL "SLOW ELEMENT SERIES" THAT PUNCHED WAY ABOVE ITS PRICE TAG AND LABELLED BANG FOR BUCK SLOW PITCH ROD IN AUSTRALIA. OUR ELEMENTUS SLOW PITCH HAD BIG SHOES TO FILL. USING MULTI BLEND HIGH GRADE TORAY GRAPHITE & CROSS CORE TECHNOLOGY WE WERE ABLE TO ACHIEVE AN INCREASE IN STRENGTH BY UP TO 28% YET AND IMPROVING RESPONSIVENESS BY 15% WITHOUT ANY ADDITIONAL WEIGHT OVER THE ELEMENT SERIES.
- OUR TEST RESULTS FOR THE **PE3 BLANK LIFTED 27.6KG @ 45 DEGREES**

### **DEEP JIGGING SERIES**

- CRAFTED FROM THE FINEST JAPANESE TORAY CARBON HIGH MODULUS FIBRE THE OCEANS LEGACY ELEMENTUS BLANKS ARE CUSTOM ROLLED TO EMPOWER ANGLERS WITH PERFECT PITCHING ABILITY AND SUPERIOR STOPPING POWER.
- THE ELEMENTUS SERIES OF RODS WERE DESIGNED WITH SLOW PITCHING FOR SUPER DEEP SPECIES AND DOGTUOTH TUNA AT THE FOREFRONT OF OUR MINDS.
- AT 6'1" THIS SERIES OF RODS OFFER UNPARALLRELED SLOW PITCH JIG MANIPULATION WHILE C3 CARBON WRAPPING OFFERS ANGLERS COPIOUS AMOUNTS OF STOPPING POWER.
- ELEMENTUS SUPER DEEP TUNED JIGGING RODS FEATURE HIGH QUALITY JAPANESE COMPONENTRY FROM FUJI, EMPLOYING FUJI DPS REEL SEAT AND CUSTOM LOCKING NUTS DESIGNED SPECIFICALLY FOR OCEANS LEGACY AND FUJI DOUBLE FOOT KW SERIES GUIDES FOR ADDED STRENGTH.
- THE ENTIRE RANGE OF ELEMENTUS RODS HAVE BEEN EXTENSIVELY TESTED THROUGHOUT WESTERN AUSTRALIA, CHRISTMAS AND COCOS ISLANDS TO DEPTHS GREATER THAN 300M WITH JIGS OVER 1000G



# DISCOVERY OF BEYOND ELEMENTUS SLOW PITCH GAME

**ALCONITE GUIDE**  
LIGHTER, STRONGER & GREATER DURABILITY  
FOR MAXIMUM PERFORMANCE

**FUJI**  
Tangle Free  
GUIDE  
4 SERIES

**TORAY**  
HIGH-PERFORMANCE CARBON FIBER

**C3 CROSS CORE CARBON**  
INNOVATION



## NEW 2022 SELECTION

### SLOW PITCH SERIES

MODEL	TYPE	LENGTH	PE RATING	CAST WEIGHT	Pcs	REEL SEAT	GUIDE CONCEPT
ESSJ-S631ML	SPIN	6'3"	PE 2 MAX	80 - 220G	1	FUJI DPS 18	FUJI S/S KW ALCONITE
ESSJ-S631M	SPIN	6'3"	PE 3 MAX	120 - 320G	1	FUJI DPS 18	FUJI S/S KW ALCONITE
ESSJ-S631MH	SPIN	6'3"	PE 4 MAX	160 - 430G	1	FUJI DPS 18	FUJI S/S KW ALCONITE
ESSJ-B631ML	SPIRAL	6'3"	PE 2 MAX	80 - 220G	1	FUJI ECS 17	FUJI S/S KW ALCONITE
ESSJ-B631M	SPIRAL	6'3"	PE 3 MAX	120 - 320G	1	FUJI ECS 17	FUJI S/S KW ALCONITE
ESSJ-B631MH	SPIRAL	6'3"	PE 4 MAX	160 - 430G	1	FUJI ECS 17	FUJI S/S KW ALCONITE
ESSJ-BT631ML	OVERHEAD	6'3"	PE 2 MAX	80 - 220G	1	FUJI ECS 17	FUJI S/S KW ALCONITE
ESSJ-BT631M	OVERHEAD	6'3"	PE 3 MAX	120 - 320G	1	FUJI ECS 17	FUJI S/S KW ALCONITE
ESSJ-BT631MH	OVERHEAD	6'3"	PE 4 MAX	160 - 430G	1	FUJI ECS 17	FUJI S/S KW ALCONITE

## 2023 SPJ LONG STYLE PRODUCT FEATURES

DEBUT 2023 LONG STYLE SPJ ULTIMATE POWER SLOW PITCH DESIGN FOR MAXIMUM PITCH ACTION WHILST MAINTAINING STRENGTH & TORQUE. OUR UNIQUE CROSS CORE TECHNOLOGY MINIMISES HIGH DEGREE ANGLE FAILURES & IMPROVES DURABILITY & RESPONSIVENESS. BUTT JOINTED DESIGN

### SPJ MICRO STYLE

MICRO STYLE WAS CREATED FOR ANGLERS WANTING TO FEED PEANUTS TO GIANTS. THIS SERIES ASSIST IN PITCHING MICRO JIGS TO PERFECTION WITH INSANE POWER. JAPANESE TORAY BLANKS & OUR C3 DESIGN CREATES THE POSSIBILITY FOR RECORDS TO BE SURPASSED ON ULTRA LIGHT GEAR.

## LONG STYLE NEW 2023

MODEL	TYPE	LENGTH	PE RATING	CAST WEIGHT	Pcs	REEL SEAT	GUIDE CONCEPT
ESSJ-B672ML	SPIN	6'7"	PE 2.0 MAX	60 - 300G	1.5	FUJI DPS 18	FUJI S/S KW ALCONITE
ESSJ-S672M	SPIN	6'7"	PE 3.0 MAX	100 - 400G	1.5	FUJI DPS 18	FUJI S/S KW ALCONITE
ESSJ-S672MH	SPIN	6'7"	PE 4.0 MAX	120 - 600G	1.5	FUJI DPS 18	FUJI S/S KW ALCONITE
ESSJ-B672ML	SPIRAL	6'7"	PE 2.0 MAX	60 - 300G	1.5	FUJI ECS 17	FUJI S/S KW ALCONITE
ESSJ-B672M	SPIRAL	6'7"	PE 3.0 MAX	100 - 400G	1.5	FUJI ECS 17	FUJI S/S KW ALCONITE
ESSJ-B672MH	SPIRAL	6'7"	PE 4.0 MAX	120 - 600G	1.5	FUJI ECS 17	FUJI S/S KW ALCONITE

## MICRO STYLE NEW 2023

MODEL	TYPE	LENGTH	PE RATING	CAST WEIGHT	Pcs	REEL SEAT	GUIDE CONCEPT
ESSJ-S611L	SPIN	6'1"	PE 1.5 MAX	40 - 120G	1	FUJI VSS 17	FUJI S/S KL ALCONITE
ESSJ-S611UL	SPIN	6'1"	PE 1.0 MAX	30 - 100G	1	FUJI VSS 17	FUJI S/S KL ALCONITE
ESSJ-S611UXL	SPIN	6'1"	PE 0.8 MAX	10 - 60G	1	FUJI VSS 17	FUJI S/S KL ALCONITE
ESSJ-B611L	SPIRAL	6'1"	PE 1.5 MAX	40 - 120G	1	FUJI ECS 17	FUJI S/S KL ALCONITE



DISCOVERY OF BEYOND  
**ELEMENTUS**  
 DEEP JIGGING



## SELECTION

### DEEP JIGGING

MODEL	TYPE	LENGTH	PE RATING	CAST WEIGHT	Pcs	REEL SEAT	GUIDE CONCEPT
ELDS-B61H	SPIRAL	6'1"	PE 4+	180G - 500G	1	FUJI DPS 18 + LOCK NUT	FUJI S/S KW ALCONITE
ELDS-B61H+	SPIRAL	6'1"	PE 5+	300G - 700G	1	FUJI DPS 18 + LOCK NUT	FUJI S/S KW ALCONITE
ELDS-B61H++	SPIRAL	6'1"	PE 6+	400G - 1000G	1	FUJI DPS 18 + LOCK NUT	FUJI S/S KW ALCONITE
ELDS-S61H	SPIN	6'1"	PE 4+	180G - 500G	1	FUJI DPS 18 + LOCK NUT	FUJI S/S KW ALCONITE
ELDS-S61H+	SPIN	6'1"	PE 5+	300G - 700G	1	FUJI DPS 18 + LOCK NUT	FUJI S/S KW ALCONITE
ELDS-S61H++	SPIN	6'1"	PE 6+	400G - 1000G	1	FUJI DPS 18 + LOCK NUT	FUJI S/S KW ALCONITE



# TUNED APEX PREDATOR VENGEANCE



## PRODUCT FEATURES

- OUR NEW VENGEANCE SERIES HAVE BEEN CUSTOM ROLLED WITH THE FINEST TORAY FIBRES WITH OUR CROSS CORE CARBON TECHNIQUE TO WITHSTAND THE BIGGEST TROPHY SPECIES. THE INITIAL BLANK TRIALS ON XH MODEL PRODUCED AT **45 DEGREE ANGLE SURPASSED 40KG DEAD LIFT TEST.**
- THESE SERIES OF RODS, ENSURE MAXIMUM JIG ACTION WITHOUT FATIGUE ON THE ANGLER. DESIGNED FOR HEAVY VERTICAL JIGGING THIS ROD WILL LAND YOUR TROPHY DOGTUOTH TUNA, YELLOWTAIL KING OR ANY UNSTOPPABLES, WHICH WERE NOT DEEMED POSSIBLE PREVIOUSLY.
- THE VENGEANCE SERIES FEATURES THE HIGHEST QUALITY JAPANESE FUJI STAINLESS STEEL KW SILICON CARBIDE GUIDES & FUJI DPS REEL SEAT WITH CUSTOM LOCKING NUT DESIGNED SPECIFICALLY FOR OCEANS LEGACY.
- THIS SERIES HAS BEEN EXTENSIVELY TESTED AT COCOS KEELING ISLANDS OFF THE COAST OF WESTERN AUSTRALIA.

## SELECTION

### HEAVY JIGGING SERIES

MODEL	TYPE	LENGTH	PE RATING	JIG WEIGHT	Pcs	REEL SEAT	GUIDE CONCEPT	GIMBAL
VNDG S531MH	SPIN	5'3"	PE 3.0 - 6.0	160 - 380g	1	FUJI DPS 20 + Lock Nut	FUJI S/S KW SIC	NO
VNDG-S521H	SPIN	5'2"	PE 4.0 - 8.0	260 - 500g	1	FUJI DPS 20 + Lock Nut	FUJI S/S KW SIC	NO
VNDG-S511XH	SPIN	5'1"	PE 6.0 - 10.0	320 - 650g	1	FUJI DPS 20 + Lock Nut	FUJI S/S KW SIC	NO
VNDG-B531MH	OVERHEAD	5'3"	PE 3.0 - 6.0	160 - 380g	1	FUJI DPS 20 + Lock Nut	FUJI S/S LC SIC	NO
VNDG-B521H	OVERHEAD	5'2"	PE 4.0 - 8.0	260 - 500g	1	FUJI DPS 20 + Lock Nut	FUJI S/S LC SIC	YES
VNDG-B511XH	OVERHEAD	5'1"	PE 6.0 - 10.0	320 - 650g	1	FUJI DPS 20 + Lock Nut	FUJI S/S LC SIC	YES



# ***SALTWATER SERIES*** *LIGHT, SLOW PITCH, LONG FALL JIGGING*




## ***PRODUCT FEATURES***

- THE ORIGIN SERIES DRAWS INSPIRATION FROM THE "JAPANESE STYLE" SLOW PITCH RODS WHILE POSSESSING THE BOTTOM END POWER TO TAME EVEN THE ANGRIEST OF FISH!
- THROUGH YEARS OF DEVELOPMENT THE PERFECT COMPOSITION WAS ESTABLISHED RESULTING IN AN INSANELY RESPONSIVE BLANK THAT IS CAPABLE OF DETECTING THE MOST SUBTLE OF STRIKES WHILE ALSO BOASTING THE ABILITY TO IMPART FLAWLESS JIG ACTION WITH MINIMAL EFFORT FROM THE ANGLER.
- THE ORIGIN SERIES IS CONSTRUCTED WITH JAPANESE FUJI COMPONENTS TO ENSURE YOU SERVED WITH NOTHING BUT TOP TIER PERFORMANCE. NO MATTER WHETHER YOU ARE NEW TO THE REALMS OF SLOW JIGGING OR ARE A SEASONED JIGGER OF THE HIGH SEAS THE ORIGIN RANGE WILL AID YOU IN TEMPTING EVEN THE MOST FINICKY OF FISH TO STRIKE!





# **Tactical finesse SW custom** **ORIGIN**



## SELECTION

### MODEL *Slow Jigging*

MODEL	TYPE	LENGTH	PE RATING	JIG WEIGHT	Pcs	REEL SEAT	GUIDE CONCEPT
ORSJ-B641L	OVERHEAD	6'4"	PE 0.8 - 2.0	60G-160G	1	FUJI DPS 20	FUJI S/S KW ALCONITE
ORSJ-B641ML	OVERHEAD	6'4"	PE 1.0 - 2.5	100G-250G	1	FUJI DPS 20	FUJI S/S KW ALCONITE
ORSJ-B631M	OVERHEAD	6'3"	PE 1.2 - 3.0	150G-350G	1	FUJI DPS 20	FUJI S/S KW ALCONITE

### MODEL *Spin Jigger*


MODEL	TYPE	LENGTH	PE RATING	JIG WEIGHT	Pcs	REEL SEAT	GUIDE CONCEPT
ORSJ-S641L	SPIN	6'4"	PE 0.8 - 2.0	40G-120G	1	FUJI DPS 20	FUJI S/S KW ALCONITE
ORSJ-S631ML	SPIN	6'3"	PE 1.0 - 2.5	80G-200G	1	FUJI DPS 20	FUJI S/S KW ALCONITE
ORSJ-S621M	SPIN	6'2"	PE 1.2 - 3.0	120G-260G	1	FUJI DPS 20	FUJI S/S KW ALCONITE

### MODEL *Long Fall*

MODEL	TYPE	LENGTH	PE RATING	JIG WEIGHT	Pcs	REEL SEAT	GUIDE CONCEPT
ORSJ-B731L	OVERHEAD	7'3"	PE 0.8 - 2.0	60G-300G	1.5	FUJI DPS 20	FUJI S/S KW ALCONITE
ORSJ-B731M	OVERHEAD	7'3"	PE 1.2 - 3.0	80G-400G	1.5	FUJI DPS 20	FUJI S/S KW ALCONITE
ORSJ-B731H	OVERHEAD	7'3"	PE 1.5 - 4.0	100G-600G	1.5	FUJI DPS 20	FUJI S/S KW ALCONITE



# ULTIMATE TACTICAL LURE CASTER *DREAMCAST* *Squid Seeker*



## PRODUCT FEATURES

- THE DREAM CAST "SQUID SEEKER" SERIES CONTINUES THE TRADITION WITH THE FINEST JAPANESE QUALITY 40T TORAY CARBON HIGH MODULUS FIBRES TO PROVIDE A CRISP & LIGHTWEIGHT BLANK TO ENSURE ALL DAY CASTING AT YOUR FAVOURITE SQUID GROUNDS.
- THE SQUID SEEKER BLANKS HAVE BEEN CUSTOMISED TO ENSURE MAXIMUM SQUID JIG ACTION & HIGH HOOK RATIO BY PROVIDING A SMOOTH SLOW TAPER
- EMPLOYING FUJI VSS REEL SEAT FOR MAXIMUM ERGONOMICS & FUJI "CLASSIC" LC ALCONITE SERIES FOR MAXIMUM CASTABILITY.
- COMES IN 3 LANDBASED SERIES & 1 SPECIAL BOAT SERIES TO SUIT ALL JIG SIZES WHICH PROVIDES THE ABILITY TO CAPTURE SQUID FROM 100G TO 2KG+ SQUID.
- WE HAVE EXTENSIVELY TESTED THE SQUID SEEKER RANGE FOR OVER 2 YEARS IN ALBANY & ESPERANCE WESTERN AUSTRALIA.

## SELECTION

### LANDBASED SERIES

MODEL	TYPE	LENGTH	PE RATING	Egi SIZE	Pcs	REEL SEAT	GUIDE CONCEPT
ESS-S862M	SPIN	8'6"	PE 0.6 - 1.2	3.0 - 4.5+	2	FUJI VSS 17	FUJI S/S LC ALCONITE
ESS-S842ML	SPIN	8'4"	PE 0.5 - 1.0	2.5 - 4.0	2	FUJI VSS 17	FUJI S/S LC ALCONITE
ESS-S822L	SPIN	8'2"	PE 0.4 - 1.0	2.0 - 3.5	2	FUJI VSS 17	FUJI S/S LC ALCONITE

### BOAT SERIES

MODEL	TYPE	LENGTH	PE RATING	Egi SIZE	Pcs	REEL SEAT	GUIDE CONCEPT
ESS-S702L	SPIN	7'0"	PE 0.5 - 1.0	2.0 - 3.5	2	FUJI VSS 17	FUJI S/S LC ALCONITE



# AURORA

NEW RELEASE 2023



## SALTWATER SERIES

HEAVY, LIGHT, FINESSE LANDBASED GAME



### PRODUCT FEATURES

2023 INTRODUCING AURORA, THE LATEST OFFERING FROM OCEAN'S LEGACY. THIS SERIES COMPRISES OF 14 MODELS AND IS DESIGNED TO CATER FOR SHORE ANGLERS WITH A RANGE OF FLATS, ROCK, SURF, AND LEDGE FISHING. EACH BLANK IS CUSTOM-MADE WITH HIGH QUALITY JAPANESE TORAY GRAPHITE AND BUILT ON QUALITY FUJI REEL SEATS AND FUJI K GUIDES WHICH OFFER EXCEPTIONAL SENSITIVITY AND RECOIL. WITH THIS COMPREHENSIVE SERIES, ENTHUSIASTIC LAND-BASED ANGLERS ARE SURE TO FIND A ROD THAT SUITS THEIR NEEDS.

### SELECTION

#### FLAT SPEC AUGUST 2023

MODEL	TYPE	LENGTH	PE RATING	CAST WEIGHT	Pcs	REEL SEAT	GUIDE CONCEPT
ARA-S732UL	SPIN	7'3"	4-8LB	2-8G	2	FUJI VSS 16	FUJI S/S KL
ARA-S732L	SPIN	7'3"	6-10LB	4-10G	2	FUJI VSS 16	FUJI S/S KL
ARA-S732ML	SPIN	7'3"	8-12LB	6-15G	2	FUJI VSS 16	FUJI S/S KL

#### INSHORE SPEC AUGUST 2023

ARA-S672UL	SPIN	6'7"	2-6LB	2-10G	1.5	FUJI VSS 16	FUJI S/S KL
ARA-S672L	SPIN	6'7"	4-8LB	4-12G	1.5	FUJI VSS 16	FUJI S/S KL
ARA-S662ML	SPIN	6'6"	6-10LB	6-14G	1.5	FUJI VSS 16	FUJI S/S KL

#### LEDGE SPEC OCTOBER 2023

MODEL	TYPE	LENGTH	PE RATING	CAST WEIGHT	Pcs	REEL SEAT	GUIDE CONCEPT
ARA-S922MH	SPIN	9'2"	PE 5.0	80G - 160G	2	FUJI DPS 20	FUJI S/S KW
ARA-S922H	SPIN	9'2"	PE 6.0	100G - 220G	2	FUJI DPS 20	FUJI S/S KW
ARA-S922HH	SPIN	9'2"	PE 8.0	120G - 260G	2	FUJI DPS 20	FUJI S/S KW

#### LIGHT SURF SPEC JUNE 2023

ARA-S862L	SPIN	8'6"	PE 2.0	10-30G	2	FUJI VSS 17	FUJI S/S KL
ARA-S902ML	SPIN	9'0"	PE 2.5	20-40G	2	FUJI VSS 17	FUJI S/S KL
ARA-S922M	SPIN	9'2"	PE 3.0	25-60G	2	FUJI VSS 17	FUJI S/S KL

#### SURF SPEC OCTOBER 2023

ARA-S1062MH	SPIN	10'6"	PE 4.0	160G	2	FUJI DPS 20	FUJI S/S KW
ARA-S1202H	SPIN	12'0"	PE 6.0	230G	2	FUJI DPS 20	FUJI S/S KW



# ***SALTWATER SERIES*** ***ULTRA LIGHT INSHORE SERIES***



## ***PRODUCT FEATURES***

- NEW 2022 INSHORE ULTRA LIGHT ESTUARY SERIES FROM OCEAN'S LEGACY WILL BE THE ENVY OF YOUR MATES. FEATURING 7 UNIQUE MODELS FOR BREEM, ESTUARY PERCH, GIANT HERRING, INSHORE TAILOR, SALMON TROUT TO WHITING. WE GOT YOU COVERED!
- ULTRA LIGHT IS THE KEY FOR THE QUEST SERIES WITH MODELS STARTING AT **62 GRAMS** FOR A COMPLETE ROD.
- ALL DESIGNS ARE HOLLOW CORE BLANKS UTILISING JAPANESE TORAY HIGH MODULUS FIBRE TO ENSURE THE ULTRA LIGHT CONCEPT WHICH IMPROVES SENSITIVITY & ULTRA RESPONSIVE RECOIL.
- THIS SERIES FEATURES QUALITY FUJI VSS REEL SEATS FOR ERGONOMICS AND FUJI KL ALCONITE GUIDE SYSTEM WITH FUJI TITANIUM SIC TIP GUIDE FOR IMPROVED RESPONSIVENESS.
- OCEAN'S LEGACY QUEST HAVE BEEN EXTENSIVELY TESTING IN THE WA PEEL INLET FOR WHITING POPPING AND ALSO TESTED BY ABT TOURNAMENT ANGLERS IN THE BLACKWOOD RIVER & KALGAN RIVER.



# INSHORE ULTRA FINESSE CUSTOMS QUEST



## NEW SERIES 2022 SELECTION

MODEL	TYPE	LENGTH	LB RATING	TAPER	CAST WEIGHT	PCS	REEL SEAT	GUIDE CONCEPT
QS-SF712ML	SPIN	7'1"	6-10LB	FAST ACTION	4-12G	2	FUJI VSS16	FUJI AL & FUJI TI SIC TIP
QS-SF732L	SPIN	7'3"	4-8LB	FAST ACTION	2-10G	2	FUJI VSS16	FUJI AL & FUJI TI SIC TIP
QS-SF732UL	SPIN	7'3"	2-8LB	FAST ACTION	2-8G	2	FUJI VSS16	FUJI AL & FUJI TI SIC TIP
QS-SF712XUL	SPIN	7'1"	2-6LB	FAST ACTION	1-5G	2	FUJI VSS 16	FUJI AL & FUJI TI SIC TIP
QS-SF712XXUL	SPIN	7'1"	2-4LB	FAST ACTION	1-4G	2	FUJI VSS 16	FUJI AL & FUJI TI SIC TIP
QS-SR732XUL	SPIN	7'3"	2-8LB	REGULAR ACTION	3-8G	2	FUJI VSS 16	FUJI AL & FUJI TI SIC TIP
QS-SR732UL	SPIN	7'3"	4-10LB	REGULAR ACTION	4-10G	2	FUJI VSS 16	FUJI AL & FUJI TI SIC TIP

## 2023 SERIES INSHORE SERIES

MODEL	TYPE	LENGTH	LB RATING	TAPER	CAST WEIGHT	PCS	REEL SEAT	GUIDE CONCEPT
QS-S662ML MAY 23	SPIN	6'6"	6-10LB	FAST ACTION	6-14G	1.5	FUJI VSS 16	FUJI K ALCONITE GUIDE
QS-S672L MAY 23	SPIN	6'7"	4-8LB	FAST ACTION	4-12G	1.5	FUJI VSS 16	FUJI K ALCONITE GUIDE
QS-S672UL MAY 23	SPIN	6'7"	2-8LB	FAST ACTION	2-10G	1.5	FUJI VSS 16	FUJI K ALCONITE GUIDE



# ***SALTWATER SERIES*** HEAVY & LIGHT LANDBASED GAME



## ***PRODUCT FEATURES***

OCEAN'S LEGACY GENESIS LAND BASED GAME RODS ARE THE PINNACLE SERIES FOR SERIOUS ANGLERS TARGETING MONSTERS AMIDST THE MOST AGGRESSIVE SHORE LINE TERRAINS. THESE BLANKS HAVE BEEN REINFORCED WITH OUR CROSS CORE CARBON DESIGN FOR RUNNING HEAVY DRAGS TO FATIGUE THE TARGET SPECIES QUICKLY. OUR CUSTOM BLANKS USE ONLY THE BEST JAPANESE TORAY GRAPHITE TO ENSURE LIGHTNESS, STRENGTH AND LONG TERM DURABILITY. BUILT WITH THE HIGHEST QUALITY FUJI KW STAINLESS STEEL SIC GUIDES TO ENSURE MINIMUM LINE RESISTANCE, MAXIMUM CASTABILITY & FASTEST HEAT DISPERSION.

THIS SERIES OF RODS HAVE BEEN TESTED BY GIDO'S FISHING ADVENTURES THROUGH THE HARSH TERRAINS OF THE WESTERN AUSTRALIA SOUTH & NORTH COAST. LANDING MONSTER SAMSON, YELLOWTAIL KING, BLUE GROUPE & SNAPPERS. TESTED BY ONLY THE BEST!



# ROCK ADDICTION GENESIS



HIGH-PERFORMANCE CARBON FIBER  
**TORAYCA**

**NEW 2022**



## SELECTION

### LIGHT LANDBASED GAME **NEW 2023**

MODEL	TYPE	LENGTH	PE RATING	CAST WEIGHT	PCS	REEL SEAT	GUIDE CONCEPT
GNSLG-S962L	SPIN	9'6"	PE 2.5 MAX	20 - 45G	2	FUJI VSS 17	FUJI S/S KW SIC
GNSLG-S982ML	SPIN	9'8"	PE 3.0 MAX	25 - 65G	2	FUJI VSS 17	FUJI S/S KW SIC
GNSLG-S1002M	SPIN	10'0"	PE 4.0 MAX	30 - 85G	2	FUJI VSS 17	FUJI S/S KW SIC

### HEAVY LANDBASED GAME **NEW 2022**

MODEL	TYPE	LENGTH	PE RATING	CAST WEIGHT	PCS	REEL SEAT	GUIDE CONCEPT
GNS-S1002M	SPIN	10'0"	PE 5.0 MAX	60 - 120G	2	FUJI DPS 20	FUJI S/S KW SIC
GNS-S972MH	SPIN	9'7"	PE 6.0 MAX	80 - 150G	2	FUJI DPS 20	FUJI S/S KW SIC
GNS-S932H	SPIN	9'3"	PE 8.0 MAX	100 - 200G	2	FUJI DPS 20	FUJI S/S KW SIC



# SALTWATER SERIES *HARD BODY LURE*



## OUR STORY

**OUR NEWLY DESIGNED SINKING STICKBAIT** IS DESIGNED FOR ULTIMATE VERSATILITY AND FISHING IN THE MOST DEMANDING CONDITIONS. TESTED AND PROVEN IN THE HARSHTEST FISHING SITUATIONS - FROM THE FLATS OF THE COCO KEELING ISLANDS, THE CORAL REEFS OF THE MONTEBELLO ISLANDS AND GREAT BARRIER REEF, AND NUMEROUS BEACHES, ROCKS AND HEADLANDS IN BETWEEN.

## PRODUCT FEATURES

THE SLEEK BODY ALLOWS ANGLERS TO IMPART A REALISTIC LIFE-LIKE BAITFISH ACTION & IS SIMPLE TO USE, WITH A VARIETY OF RETRIEVES PROVIDING DIFFERENT ACTIONS. A SIMPLE STRAIGHT WIND RESULTS IN A SWIMMING ACTION. TWITCH AND PAUSE IMITATES A STRUGGLING BAITFISH, WITH A SEDUCTIVE FLUTTER ON THE DROP. TRADITIONAL SLOW OR FAST SWEEPING RE-CREATES FLEEING PREY TO ENTICE THE FUSSIEST OF PREDATORS.

A MODERATE SINKING RATE (APPROX. 3SEC/M) ALLOWS PRESENTATION AT VARYING DEPTHS TO TARGET PREDATORS THROUGHOUT THE WATER COLUMN.

WEIGHTED AND BALANCED TO RETAIN BOTH EXCEPTIONAL LURE ACTION AND MAXIMUM CASTING DISTANCE, EVEN IN WINDY CONDITIONS.

### **TUNED TO PERFECTION AND FISH READY FROM THE BOX!**

WE HAVE INCLUDED OUR OWN CUSTOM DESIGNED HARDWARE, WITH SUPER STRONG SPLIT RINGS AND SINGLE HOOKS. (ANGLERS CAN REPLACE WITH THEIR OWN CHOICE OF SINGLE OR TREBLE HOOKS AS PREFERRED).

**BUILT TOUGH TO TAKE THE PUNISHMENT** — ALL MODELS FEATURE WIRE-THROUGH CONSTRUCTION, SO ANGLERS CAN PULL HARD WHEN EXTRACTING FISH FROM ROUGH GROUND. ADDITIONALLY, THE LIGHTER RANGE OF LURES CAN BE PRESENTED WITH CONFIDENCE DURING SITUATIONS WHEN LARGER PREDATORS ARE HOMED IN ON SMALLER BAITFISH.

COLOUR RANGE FEATURES 10 ATTRACTIVE OPTIONS FEATURING UV-REACTIVE PAINT, INCLUDING GLOW PROPERTIES ON SELECT OPTIONS. HIGH QUALITY JAPANESE 3D FOIL AND GLITTER WITH A MULTI-LAYER TOUGH COATING TO COMPLETE THE FINISH.





# KEELING

UV Reactive

## AVAILABLE SIZES

SIZE	88	105	105	123	160	200	230
		HEAVY					
LURE WEIGHT	18G	26G	26G	42G	74G	115G	134G
SINK RATE	4.5SEC/M	3.0SEC/M	3.0SEC/M	3.2SEC/M	3.5SEC/M	3.5SEC/M	4.5SEC/M
TERMINAL	1/0 INLINE	2/0 INLINE	2/0 INLINE	3/0 INLINE	9/0 INLINE	11/0 INLINE	13/0 INLINE
TOTAL WEIGHT	21G	30G	30G	45G	82G	125G	158G
	RELEASE 2022	RELEASE 2022					RELEASE 2022



Glow

#01 NUCLEAR LUMO MACKEREL



#02 YELLOW FIN TUNA



Glow


#03 WHITE LUMO BAIT



#04 DOUBLE LINED FUSILIER



#05 SILVER MULLET



#06 PACIFIC FLYING FISH



#07 BLUE PINK SILVER



#08 RED LINED FUSILIER



Glow

#09 MAHI SPECKLED LUMO



#10 RED WRAASE



Glow

#11 CRYSTAL LUMO ANCHOVY



#12 LUNAR FUSILIER  
NEW 2023 COLOUR

## APPLICATION

OUR PROTOTYPES WERE BATTERED THE HARSH PROVING GROUNDS OF THE COCOS KEELING ISLANDS, WHICH IS WHERE THIS LURE TAKES ITS NAME. WITH EACH TEST BRINGING NEW REFINEMENT & IMPROVEMENT, YOU CAN BE CONFIDENT WHEN TARGETING INSHORE & OFFSHORE PREDATORS.

6 DIFFERENT SIZES ACROSS THE RANGE PROVIDES VERSATILITY.

CAST AT CORAL BOMMIES FOR HARD FIGHTING REEF SPECIES SUCH AS TREVALLY, CORAL TROUT & EMPERORS. EXCELLENT FOR BLUE WATER OFFSHORE PRESENTATIONS IN ROUGH CONDITIONS TO DOLPHINFISH, TUNA & MACKEREL. FANTASTIC FOR LAND-BASED APPLICATIONS FROM BEACHES & ROCKS FOR YELLOWTAIL KINGFISH, TAILOR/BLEU FISH AND AUSTRALIAN SALMON.





# ***SALTWATER SERIES*** ***JIGGING LURE***





# Hybrid <sup>2V</sup> Glow *Contact*

ORIGINAL CUSTOM DESIGN BAITS  
SLOW & HIGH PITCH JIG

AVAILABLE SIZES								
LURE WEIGHT	40G	60G	90G	120G	160G	200G	260G	
TERMINAL	1/0	2/0	2/0	2/0	3/0	3/0	4/0	
	STINGER	STINGER	STINGER	STINGER	STINGER	STINGER	STINGER	
TWIN ASSIST RIGGED								



## PRODUCT FEATURES

- OUR HYBRID CONTACT JIGS BOASTS A DISTINCTIVE AND INNOVATIVE DESIGN THAT ENABLES ANGLERS TO ACHIEVE THE DESIRED DEPTH FASTER.
- ULTRA HIGH QUALITY "WATER WAVE" JAPANESE LASER FOIL THAT OFFERS EXCEPTIONAL QUALITY WITH MULTI-COAT UV SHIMMER EFFECT.
- SPECIALLY DESIGNED REAR 3 GLOW RIDGES CREATE EXCEPTIONAL VIBRATION & TURBULENCE FOR MAXIMUM ACTION.

## APPLICATION

- OCEANS LEGACY CONTACT LURES IS DESIGNED AS A HYBRID STYLE, MULTI-PURPOSE APPLICATIONS FOR HIGH & SLOW PITCH JIGGERS.
- MIMICS A RETREATING SQUID ACTION WITH THE VERSATILITY TO TARGET BOTTOM AND SERIOLAS SPECIES.



# ***SALTWATER SERIES*** ***DEEP JIGGING LURES***



## ***PRODUCT FEATURES***

- OCEANS LEGACY NEW DEEP CONTACT JIGS WERE CREATED TO REACH THE DESIRED DEPTH FASTER WHILST PROVIDING EXCELLENT ACTION TO ENTICE ALL DEEPWATER SPECIES.
- OUR 6 UNIQUE COLOURS COME WITH OUR SPECIAL BLUE GLOW PATTERN WHICH WE BELIEVE INCREASES THE BITE RATE FOR DEEPWATER SPECIES. ULTRA HIGH QUALITY JAPANESE "WATER WAVE" & DIGITAL LASER FOIL WITH MULTI-COAT UV SHIMMER PROVIDES VIBRANT CONTRAST.
- WE HAVE ADOPTED OUR SPECIALLY DESIGNED REAR 3 GLOW RIDGES USED TO PROVIDE EXTRA VIBRATION IN DEPTHS.



# Deep Contact

## AVAILABLE SIZES UNRIGGED

LURE WEIGHT	300G	400G	560G	720G	880G	1100G
VERTICAL RIG OPTION	HEAVY LANCET 7/0	HEAVY LANCET 9/0	HEAVY LANCET 9/0	HEAVY LANCET 11/0	HEAVY LANCET 11/0	HEAVY LANCET 13/0
SPJ RIG OPTION	STINGER 4/0	STINGER 4/0	STINGER 5/0	STINGER 5/0	STINGER 5/0	STINGER 5/0



UV Blue Glow

## APPLICATION

- OCEANS LEGACY DEEP CONTACT METAL LURE IS DESIGNED FOR JIGGING IN 300M (1000FT) AND BEYOND FOR DEEP WATER SPECIES.
- THE SUPER EFFICIENT PROFILE ENABLES THEM TO BE USED IN HIGH CURRENT AREAS FOR DEEPWATER DEMERSALS, DOGTOTH AND LARGE SERIOLA SPECIES.



# ***SALTWATER SERIES*** ***JIGGING LURE***





# Long *2V Blue Glow* Contact

ORIGINAL CUSTOM DESIGN BAITS  
SLOW & HIGH PITCH JIG

2021 *Mini*  
LURE WEIGHT  
TERMINAL  
*Long*

LURE WEIGHT  
TERMINAL

## AVAILABLE SIZES

30G 50G 70G 90G  
STINGER 1/0 STINGER 1/0 STINGER 1/0 STINGER 2/0  
**TWIN ASSIST RIGGED**

130G 170G 210G 270G  
STINGER 3/0 STINGER 3/0 STINGER 3/0 STINGER 4/0  
**TWIN ASSIST RIGGED**

**NEW COLOURS  
2021**



#01 *Pattern Glow*

#02 *Pattern Glow*

#03 *Pattern Glow*

#04 *Pattern Glow*

#05 *Pattern Glow*

#06 *Pattern Glow*

#07 *Pattern Glow*  
**AQUA  
RAINBOW**

#08 *Full Glow*  
**FULL PINK  
GLOW**

## PRODUCT FEATURES

- THESE LONG STYLED DESIGN OL JIGS WITH A CENTRE BALANCED WEIGHTING ARE SLEEK STYLED AND BEAUTIFULLY CRAFTED TO PROVIDE FAST DESCENT WHILE STILL PROVIDING A FLUTTERY ACTION.
- ULTRA HIGH QUALITY JAPANESE "DIGITAL LASER FOIL" WITH MULTI-COAT UV SHIMMER THAT INCLUDES BLUE GLOW PROPERTIES.
- CENTRE WEIGHTED INCORPORATING OUR 3 GLOW RIDGES TO CREATE EXTRA FLUTTER ACTION AND VIBRATION.

## APPLICATION

- OCEANS LEGACY LONG CONTACT JIG IS DESIGNED FOR FAST JIGGING TO ENTICE PELAGICS & SERIOLAS.
- SUITABLE FOR SLOW PITCH JIGGING IN FAST MOVING CURRENT SITUATIONS.



# Slingshot <sup>UV</sup> <sup>Glow</sup>

DESIGNED AND TESTED IN AUSTRALIA

## SURFACE IRON

## AVAILABLE SIZES

LURE WEIGHT	9G	17G	26G	40G	70G	90G
TERMINAL	8 3X TREBLE	6 3X TREBLE	4 4X TREBLE	1 4X TREBLE	2/0 4X TREBLE	3/0 4X TREBLE
	2023 RELEASE	2022 RELEASE	2022 RELEASE			



## PRODUCT FEATURES

- OCEAN'S LEGACY "SLINGSHOT" SURFACE IRONS ARE DESIGNED WITH A STAINLESS STEEL WIRE-THRU DESIGN MOULDED IN ZINC ALLOY.
- ZINC ALLOY ALLOWS FOR LONGER SHIMMERING FLUTTER ACTION ON THE FALL COMPARED TO OTHER MATERIALS AND ARE EXTREMELY DURABLE.
- ALL "SLINGSHOTS" HAVE BEEN CHROME ANODISED WITH UV RESIN PAINTS ALONG WITH JAPANESE FOILS TO PROVIDE EXTRA SHINE.
- ON THE BELLY OF OUR "SLINGSHOT" HAS 3 GLOW RIDGES TO INCREASE ENTICEMENT.

## APPLICATION

- OCEANS LEGACY SLINGSHOTS CAN BE USED FOR LANDBASED OR BOAT CASTING FOR SPANISH/KING MACKERAL, TUNA, YELLOWTAIL KINGS, BLUEFISH/TAILOR HERRING, TREVALLY AND MANY OTHER SPECIES.



# Elementus

## LEVER DRAG JIGGING REEL



**DUAL DRAG**  
ULTRA SMOOTH  
CARBONTEX

**INFINITY**  
FREE SPOOL

MARINE GRADE  
BRONZE GEARS  
PRECISION CNC

ANTI-CORROSION  
STAINLESS STEEL  
9+2 BEARING

**LOUD**  
RATCHET



TITAN GOLD



GUN METAL



NAVAL BLUE



ELECTRIC BLUE

### ABOUT

**50 SERIES** RANGE IS A EXTRA-NARROW DESIGN HIGH GEAR MODEL WITH A 5.5:1 GEAR RATIO (RETRIEVE RATE OF 110CM.) PERFECT FOR SLOW PITCH DEEP WATER JIGGING GAME.

**60 SERIES** IS A NARROW DESIGN POWER GEAR MODEL WITH A 4.5:1 POWER GEAR RATIO (RETRIEVE RATE OF 90CM.) AIMED AT VERTICAL JIGGING, LIVE BAITING AND BOTTOM FISHING GAME.

### PRODUCT FEATURES

#### TOUGHNESS

- CNC MACHINED FROM ONE PIECE ALUMINIUM FRAME, TEMPERED FOR MAXIMUM STRENGTH AND RIDIGITY.
- MAIN GEAR FEATURES HEAT TREATED MARINE GRADE BRONZE MATERIAL, HELICAL CUT POLISHED & MATCHED TOGETHER WITH STAINLESS STEEL PINION GEAR FOR MAXIMUM TORQUE & LONG-TERM DURABILITY.

#### SMOOTHNESS

- 9 ANTI CORROSION SHIELDED STAINLESS BEARINGS WITH 2 ANTIREVERSE BEARINGS AND BACKUP PAWL FOR SUPER SMOOTH ROTATION & EXCELLENT FREE SPOOL.
- DUAL CARBONTEX DRAG SYSTEM FOR STRONG & RELIABLE DRAG.

#### PERFORMANCE

- REFINED JIGGING TUNED DRAG CAM ALLOWS GRADUAL PROGRESSION TO MAXIMISE USE OF LIGHTER PE MAINLINES.
- EXTENDED 100MM ARM DESIGN COMBINED WITH ERGONOMICALLY SHAPED T BAR PROVIDES COMFORT & ALLEVIATES FATIGUE.
- **ONE YEAR WARRANTY (DRAG WASHERS & BEARINGS EXCLUDED) SERVICED IN-HOUSE OR AUTHORISED SERVICE AGENTS.**

### SELECTION

MODEL	GEAR RATIO	B.BEARING	MAX DRAG (Kg)	WEIGHT	LINE CAPACITY
50R XN-HG	5.5:1	9+2	35KG	660G	PE3 650M PE4 500M PE5 400M
50L XN-HG	5.5:1	9+2	35KG	660G	PE3 650M PE4 500M PE5 400M
60R N-PG	4.5:1	9+2	35KG	675G	PE4 650M PE5 520M PE6 420M
60L N-PG	4.5:1	9+2	35KG	675G	PE4 650M PE5 520M PE6 420M

26MM (50 SERIES)  
33MM (60 SERIES)





# LANCET

ACTUAL SIZE



FOR LIGHT/MEDIUM HARD BODY LURES

## INLINE LIGHT WELDED INLINE BARBED

- TEMPERED JAPANESE STAINLESS STEEL ALLOY FOR ULTRA STRENGTH.
- PRECISION RAZOR NEEDLE POINT FROM BOX & CAN BE RESHARPENED.
- WELDED IN-LINE EYE FOR SUPERIOR STRENGTH.
- ANTI CORROSION PROPERTIES ALLOWS FOR MULTI USE.

### SELECTION

SIZE	1/0	2/0	3/0	4/0	5/0	7/0	9/0
STRENGTH	45LB	58LB	88LB	104LB	115LB	133LB	146LB
PCS	7	6	6	5	4	4	3

MADE IN TAIWAN



ACTUAL SIZE



## INLINE HEAVY WELDED INLINE HAND POLISH POINT

- TEMPERED JAPANESE STAINLESS ALLOY
- PRECISION RAZOR "HAND POLISHED" POINT
- WELDED EYE FOR SUPERIOR STRENGTH
- MADE IN TAIWAN

**BARBED** AND **BARBLESS** FISH FRIENDLY  
POPPING & PLUGGING POPPING & PLUGGING

### SELECTION

SIZE	9/0	11/0	13/0
STRENGTH	192LB	258LB	291LB
PCS	3	3	2

MADE IN TAIWAN

## JIGGING HEAVY WELDED HAND POLISH POINT

- TEMPERED JAPANESE STAINLESS ALLOY
- PRECISION RAZOR "HAND POLISHED" POINT
- WELDED EYE FOR SUPERIOR STRENGTH
- MADE IN TAIWAN

**BARBED**  
SPECIALIST JIGGERS

### SELECTION

SIZE	9/0	11/0	13/0
STRENGTH	192LB	258LB	291LB
PCS	3	3	2

MADE IN TAIWAN

## JIGGING HEAVY 16X BRAIDED KEVLAR

PROFESSIONALLY TIED

- TEMPERED JAPANESE STAINLESS ALLOY
- PRECISION RAZOR "HAND POLISHED" POINT
- WELDED EYE FOR SUPERIOR STRENGTH
- MADE IN TAIWAN

### SELECTION

7/0	9/0	11/0	13/0
#30 600LB KEVLAR	#30 600LB KEVLAR	#40 900LB KEVLAR	#40 900LB KEVLAR

2023 RELEASE





# LURE POUCH

NEW 2022 PRODUCT

## PRODUCT FEATURES

### SOFT COMPACT & TOUGH DESIGN

- BUILT WITH THE HIGHEST QUALITY TPU MATERIAL ENSURING ABRASION RESISTANCE FROM HOOKS & SALTWATER CONDITIONS.
- PERFECTLY INDIVIDUALLY SLEEVED TO ENSURE ALL LURES GET THE LOVE THEY DESERVE.
- ALL SLEEVES ARE DESIGNED WITH A WATER DRAINAGE HOLE CONCEALED FOR CLEANING PURPOSES.
- EXTREMELY DURABLE STITCHING & QUALITY JAPANESE VELCRO FOR LONG LASTING USE.

### SCOUT HOOK/TERMINAL POUCH

#### PRODUCT FEATURES

- OL ERGONOMIC DESIGN CUSTOM STORAGE ACCESSORY POUCH.
- REMOVABLE & ULTRA HIGH QUALITY BPA FREE NON TOXIC REPLACABLE SLEEVES.
- HIGH QUALITY JAPANESE VELCRO INSERTS TO ADJUST SLEEVES.
- SUITABLE FOR ASSIST HOOKS, TERMINAL TACKLE, SMALL ACCESSORIES.
- FRONT & BACK POCKETS FOR MINI PLIERS, SCISSOR AND ACCESSORIES.

SCOUT STORAGE ACCESSORY POUCH COMES WITH 8 100% BPA FREE SLEEVES.  
EXPANDABLE TO 16 SLEEVES.

### SCOUT SOFT PLASTICS/RIGGING POUCH

#### PRODUCT FEATURES

- OL ERGONOMIC DESIGN CUSTOM STORAGE ACCESSORY POUCH.
- REMOVABLE & ULTRA HIGH QUALITY BPA FREE NON TOXIC REPLACABLE SLEEVES.
- HIGH QUALITY JAPANESE VELCRO INSERTS TO ADJUST SLEEVES.
- SUITABLE OR SOFT PLASTICS, ACCESSORIES AND RIGGING POUCH.
- 100% BPA SLEEVES ALLOW FOR SOFT PLASTICS TO BE NON REACTIVE IN SLEEVES
- FRONT & BACK POCKETS FOR MINI PLIERS, SCISSOR AND ACCESSORIES.

SCOUT STORAGE ACCESSORY POUCH COMES WITH 4 LARGE 100% BPA FREE SLEEVES.  
EXPANDABLE TO 10 SLEEVES.



## MOST COMPACT LURE POUCH ON MARKET

### SELECTION

#### LARGE POUCH

HOLDS **32** HARD BODY LURES RANGING FROM 160MM TO 230MM RIGGED WITH SINGLES.  
INNER SLEEVE HOLDS **10** LARGE HARD BODY POPPERS & TROLLING LURES RIGGED WITH TREBLES.

#### MEDIUM POUCH

HOLDS **46** HARD BODY LURES RANGING FROM 100-130 RIGGED WITH TREBLES & 160MM RIGGED WITH SINGLES.

### MINI LURE POUCH

#### PRODUCT FEATURES

- CUSTOM ERGONOMIC DESIGNED "DAY LURE POUCH"
- HOLDS **34** LURES SMALL HARD BODIED LURES
- SUPER LONG LAST TPU MATERIAL DESIGN.
- HAS THE ABILITY TO BE COMBINED WITH OUR MEDIUM POUCH





# SHOCK LEADER

AVAILABLE SIZES MATERIALS FROM JAPAN

20LB (25LB) 30LB (34LB) 40LB (46LB) 50LB (59LB) 60LB (68LB) 80LB (87LB) 100LB (108LB)  
0.30MM 100M 0.40MM 100M 0.55MM 100M 0.66MM 100M 0.70MM 100M 0.80MM 80M 0.90MM 60M

## PRODUCT FEATURES

- HIGH QUALITY JAPANESE MATERIALS TO CREATE AN ULTRA-CLEAR & SMOOTH LINE.
- OUR SHOCK LEADER IS SOFT & SUPPLE WITH EXCELLENT ABRASION & UV RESISTANT PROPERTIES.

## APPLICATION

- O.L SHOCK LEADER IS DESIGNED FOR JIGGING & CASTING APPLICATIONS.
- OUR SOFT SUPPLE LINE PROPERTIES ALLOWS JOINING PE LINE PERFECTLY WITH MAXIMUM KNOT STRENGTH.
- ALSO IDEAL FOR BAIT RIGS FOR LANDBASE & OFFSHORE APPLICATIONS.



# DUELIST FLUOROCARBON

AVAILABLE SIZES MATERIALS FROM JAPAN

40LB 50LB 60LB 80LB  
0.59MM 0.64MM 0.72MM 0.83MM

## PRODUCT FEATURES

- 100% FC JAPANESE LEADER MATERIAL TO CREATE AN ULTRA CLEAR & HIGH ABRASION RESISTANT LINE.
- OUR DUELIST FC LEADER HAS ADDED SENSITIVITY AND UV STABLE PROPERTIES YET HAVING LOW MEMORY.
- NEAR INVISIBLE UNDERWATER INCREASES CHANCES OF BITE RATE EVEN FOR THE FUSSIEST OF SPECIES.



# STINGER Mustad MICRO ASSIST UV TINSEL SPECIFICATION

Hook Size

Mustad 4

Mustad 6

Mustad 8

Mustad 10

## PRODUCT FEATURES

- ULTRA POINT MUSTAD HOOKS PROFESSIONAL TIED TWIN
- STINGER ASSIST.
- SLEEK DESIGN ALLOWS FOR MINIMUM WATER RESISTANCE AN MAXIMUM LURE ACTION.

## APPLICATION

- USED FOR REAR STINGER FOR MICRO POPPERS AND MINNOWS AND ALSO FOR MICRO JIGS



# STINGER TWIN ASSIST SPEC LIGHT NATURAL FLASHING ACTION UV TINSEL WITH FLUOROCORE CORD

## SPECIFICATION

Hook Size

2

1

1/0

2/0

3/0

4/0

5/0

ASSIST CORD

New Size 2022

80LB

110LB

110LB

150LB

150LB

STRENGTH

22.5LB

33.3LB

75.4LB

84.3LB

99.4LB

## PRODUCT FEATURES

- PROFESSIONAL TIED ON "FLUOROCORE CORD" WITH ULTRA SHARP SLOW JIGGING HOOKS.
- OUR SLEEK DESIGN ALLOWS FOR MINIMUM WATER RESISTANCE & MAXIMISING JIG ACTION.
- USING 2 TONED HIGH QUALITY UV TINSEL TO INCREASE BITE RATES.

## APPLICATION

- USED FOR OFFSHORE & SHORE JIGGING APPLICATIONS, INCLUDES MICRO, SLOW PITCH & DEEP DROP JIGGING.
- ATTACHED ONTO THE FRONT OF JIG & AS A REAR STINGER.



# PR BOBBIN ADJUSTABLE

## PRODUCT FEATURES

- OCEAN'S LEGACY PR BOBBIN IS A FULLY CNC CONSTRUCTED DESIGN.
- FULLY ADJUSTABLE MICRO DRAG CLICKER TO ALLOW ACCURATE ADJUSTMENT OF YOUR PR KNOT TIGHTNESS.
- SUITABLE FOR PE LINE #1 TO #10 WITH REMOVABLE BARREL.
- OUR ANGLED TUBE IS POLISHED AND ANODISED FOR MINIMAL FRICTION BETWEEN LINE AND TUBE.

## APPLICATION

- PROVIDE PERFECT CONNECTION FROM PE LINE TO FLUOROCARON OR MONOFILAMENT LINE.





# OUTDOOR SPORTS APPAREL

## PRODUCT FEATURES

- QUICK DRY BREATHABLE 100% SYNTHETIC POLYESTER
- MAXIMUM UV PROTECTION WITH SOLAR COOL UPF 50
- HIGH QUALITY STITCH DESIGN FOR EXTRA DURABILITY

## SELECTION


MEN'S SIZES	HEIGHT	CHEST	SLEEVE
MEDIUM	5'4" - 6'1"	39" - 41"	34" - 35"
LARGE	5'5" - 6'4"	42" - 45"	35" - 36"
X LARGE	5'5" - 6'5"	46" - 48"	36" - 37"
2X LARGE	5'6" - 6'6"	49" - 51"	37" - 38"



# HEAD SHIELD

## PRODUCT FEATURES

- QUICK DRY BREATHABLE 100% SYNTHETIC POLYESTER
- MAXIMUM UV PROTECTION WITH SOLAR COOL UPF 50
- HIGH QUALITY STITCH DESIGN WITH MICRO HOLES FOR EASE OF COMMUNICATION.



## SPORTS T-SHIRTS

- QUICK DRY & BREATHABLE 93% COTTON 7% SPANDEX
- HIGH QUALITY STITCH DESIGN WITH MICRO FIBRES FOR ADDITIONAL COMFORT.

AVAILABLE SIZE  
MEDIUM, LARGE, XL, 2XL, 3XL  
BLACK & WHITE COLOUR



## DENIM CAPS



## PRODUCT FEATURES

- STYLISH FADED DENIM CAPS.
- SUITABLE FOR OUTDOOR SALTWATER APPLICATIONS
- HIGH QUALITY EMBROIDERED DESIGN.

## QUICK DRY SHORTS



## PRODUCT FEATURES

- QUICK DRY & BREATHABLE 90% NYLON 10% SPANDEX
- YKK TAIWAN ZIPPER FOR LONG LASTING MULTI USE.
- HIGH QUALITY STITCH DESIGN WITH MICRO FIBRES FOR ADDITIONAL COMFORT.

SIZE	WAIST (INCH)	LENGTH (CM)	HIP (CM)	LEG OPENING (CM)
M	33 - 35	52	54	26
L	35 - 37	54	56	27
XL	37 - 39	56	58	28
2XL	39 - 41	58	61	29



# TAKO BAIT

CUSTOM DESIGN UV & Glow

## PRODUCT FEATURES

- HIGH CUSTOM DESIGNED UV & GLOW TAKO BAIT
- SUPER DURABLE LONG LASTING FOR MORE BITES

## APPLICATION

- USED TO INCREASE BITE RATE ON ASSIST HOOKS
- ATTACHED BAIT/BOTTOM RIGS TO INCREASE BITE RATE.

### AVAILABLE SIZES

75MM 90MM 100MM 150MM 180MM

BLUE PINK SILVER  
GLOW  
#1



CLEAR SPECKLED  
GLOW  
#2



FULL PINK  
GLOW  
#3



SARDINE  
GLOW  
#4



GLOW



# STINGER

TWIN ASSIST  
Spec LIGHT  
TAKO BAIT Fluoro Core

NEW 2022 PRODUCT

## PRODUCT FEATURES

- ULTRA SHARP PROFESSIONAL TIED TWIN ASSIST HOOKS, HIGH QUALITY UV & GLOW TAKO BAIT FOR MORE BITES
- USING HIGH QUALITY UV TINSEL & FLUOROCORE CORD.

## APPLICATION

- USED FOR OFFSHORE & SHORE JIGGING APPLICATIONS
- ATTACHED ONTO THE FRONT OF JIG & AS A REAR STINGER

### AVAILABLE SIZES

1/0 2/0 3/0 4/0 5/0

CLEAR SPECKLED  
GLOW



FULL PINK  
GLOW



BLUE PINK SILVER  
GLOW



SARDINE  
GLOW



# STINGER


TWIN ASSIST  
NUDE SERIES Fluoro Core

## PRODUCT FEATURES

- PROFESSIONALLY EVEN TIED ON "FLUOROCORE CORD" WITH ULTRA SHARP CUSTOM SLOW JIGGING HOOKS
- FOR THE PURIST JIGGER PROVIDING THE SLEEKEST DESIGN ALLOWS FOR MAXIMUM JIG ACTION.

### AVAILABLE SIZES

1/0 2/0 3/0 4/0 5/0



ACTUAL SIZE



# ACCESSORIES

## SCOUT JIG POUCH

### PRODUCT FEATURES

- OL ERGONOMICALLY DESIGNED JIG POUCH USING HIGH QUALITY NEOPRENE MATERIAL.
- HOLDS 11 MEDIUM JIGS & 16 SMALL TO MEDIUM & 5 LONG LARGE JIGS.
- REMOVABLE ATTACHMENT SLEEVES TO INCREASE JIG CAPACITY.
- ADDITIONAL MESH COMPARTMENTS FOR STORAGE OF LEADERS, PLIERS AND TOOLS.



## SCOUT JIG ATTACHMENT

### PRODUCT FEATURES

- ATTACHMENT JIG SLEEVE FOR THE SCOUT JIG POUCH.
- GREAT "DAY TRIP" ATTACHMENT HOLDS UP TO 16 SMALL TO MEDIUM JIGS.
- HIGH QUALITY STITCH DESIGN FOR EXTRA DURABILITY



## MICRO JIG ATTACHMENT

### PRODUCT FEATURES

- ATTACHMENT JIG SLEEVE FOR THE SCOUT JIG POUCH.
- GREAT "DAY TRIP" ATTACHMENT HOLDS UP TO 32 MICRO TO SMALL JIGS.
- HIGH QUALITY STITCH DESIGN FOR EXTRA DURABILITY





# ACCESSORIES

## SCOUT SERIES SPINNING REEL POUCH

### PRODUCT FEATURES

- REEL POUCH AVAILABLE 2 SIZES DESIGNED TO FIT SMALL TO LARGE REELS.
- PROVIDE CUSHION AND PROTECTION FOR YOUR FAVOURITE SPINNING REEL.
- QUALITY NEOPRENE MATERIAL ALLOWS FOR MULTIPLE STRAPPING POINTS.

MEDIUM : SUITABLE FOR SHIMANO UP TO 8K & DAIWA 4500.

LARGE: SUITABLE FOR SHIMANO 10K UPWARDS & DAIWA 5000 UPWARDS



## SCOUT SERIES OVERHEAD REEL POUCH

### PRODUCT FEATURES

- REEL POUCH AVAILABLE 2 SIZES DESIGNED TO FIT SMALL TO LARGE REELS.
- PROVIDE CUSHION AND PROTECTION FOR YOUR FAVOURITE OVERHEAD REEL.
- QUALITY NEOPRENE MATERIAL ALLOWS FOR MULTIPLE STRAPPING POINTS.

SMALL: SHIMANO OCEA 1500, DAIWA SALTIGA SD/LD 15

LARGE: SHIMANO OCEA 2K, 3K & DAIWA SALTIGA 20, 35



## SCOUT ELECTRIC/TROLLING REEL POUCH

### PRODUCT FEATURES

- WORLD'S FIRST ELECTRIC REEL POUCH WITH SIDE COMPARTMENT FOR CABLE.
- PROVIDE CUSHION AND PROTECTION FOR YOUR FAVOURITE REEL.
- NEOPRENE ADJUSTABLE STRAP FOR SMALLER ELECTRIC & TROLLING REELS.

UNIVERSAL SIZING FITS UP TO SHIMANO 9000 SERIES & DAIWA 1200 SERIES & MIYA EPOCH



## CUSTOM POWER HANDLE

### PRODUCT FEATURES

- CUSTOM ADJUSTABLE 95/100MM POWER HANDLE
- HIGH GRADE ALUMINIUM ERGONOMIC T-BAR HANDLE
- INCREASE TORQUE AND IMPROVE JIGGING TECHNIQUE
- SUITABLE FOR DAIWA & SHIMANO & MAXEL





# ACCESSORIES

## NEOPRENE SOFT CASE 2022 NEW RELEASE

### PRODUCT FEATURES

- ORIGINAL DESIGNED HIGH QUALITY NEOPRENE SOFT CASE FOR ALL STYLES OF FISHING.
- COMPACT DESIGN WITH UP TO 4 COMPARTMENTS TO HOLDS UP TO 20 RODS TO 6'4" INCLUDING PROVISION FOR A GAFF.
- HARD WEARING MULTI USE AND WASHABLE MATERIAL.
- GREAT FOR LANDBASED ANGLERS & FOR OVERSEAS TRIPS, WITH THE ABILITY TO BE PLACED INTO A PVC HARDCASE OR SPORTS TUBE.

### SELECTION

AVAILABLE IN 2 SIZES TWIN SLEEVE (HOLDS UP TO 10 RODS) & QUAD SLEEVE (HOLDS UP TO 20 RODS)



## HD SPLIT RING PLIERS 2022 NEW RELEASE

### PRODUCT FEATURES

- CNC MACHINED 6061 ALUMINIUM CONSTRUCTION INTO A ERGONOMIC DESIGN FOR ANGLERS.
- OVERSIZED INTERNAL BEARING DESIGN FOR SMOOTH APPLICATION.
- OUR DESIGN INCORPORATES EXTRA LENGTH ON THE HANDLE & SPRING FOR ALL DAY USE.
- CUSTOM DESIGNED HIGH QUALITY STAINLESS STEEL JAWS WITH TEFLON COATING TO ENSURE MULTIPLE USE.
- HARDEN TUNGSTEN CARBIDE CUTTERS SUITABLE FOR CUTTING PE LINE & MONO LINES.
- ATTACHED WITH A CUSTOM STAINLESS STEEL BOTTLE OPENER.
- RECESS HOLES ON HANDLE AS A HOOK TIGHTENING TOOL.
- COMES WITH HIGH QUALITY PROTECTIVE POUCH.

### SELECTION

AVAILABLE IN 2 SIZES

#### HD MULTI FUNCTION PLIER

- SUITABLE FOR OPENING SIZE #3 SPLIT RINGS TO SIZE #10
- PERFECT SLOW JIGGING, LIGHT JIGGING, LIGHT TO MEDIUM TOPWATER FISHING APPLICATIONS.

#### HD HEAVY SW PLIER

- SUITABLE FOR OPENING SIZE #6 SPLIT RINGS TO SIZE #11H
- PERFECT MEDIUM TO HEAVY JIGGING, MEDIUM TO HEAVY TOPWATER (GT FISHING)

### COLOUR OPTIONS

BLUE, PURPLE, GOLD





# ***SALTWATER SERIES*** ***HARD BODY LURE***



## ***OUR STORY***

NEWLY DESIGNED BIG POPPER WITH OUR HONEY-COMB CONSTRUCTION AND FULL STAINLESS STEEL WIRED DESIGN, THE KEELING BIG POP IS BUILT FOR THE BIG GAME. FEATURES A HIGH EFFICIENT & UNIQUE DESIGN CUP FOR A VERSATILE RANGE OF POPPING AND SWEEPING WITH A BUBBLE TRAIL ACTION THAT MIMICS THE NATURAL MOVEMENTS OF BAITFISH, ATTRACTING THE ATTENTION OF THE MOST ELUSIVE GT & TUNA.

CRAFTED FROM THE HIGHEST QUALITY MATERIALS, THE BIG POPPER IS BUILT TO WITHSTAND THE HARSHTEST CONDITIONS AND TOUGHEST FIGHTS. WHETHER YOU'RE BATTLING A MONSTER GT OR A MASSIVE YELLOWFIN TUNA, OUR KEELING POP IS THE PERFECT TOOL TO HELP YOU LAND YOUR DREAM CATCH. TESTED AND PROVEN OVER THE LAST FEW YEARS TO ENSURE THE ABILITY TO LAND COUNTLESS TROPHY SPECIES FROM COCOS KEELING ISLANDS, THE CORAL REEFS OF THE MONTEBELLO ISLANDS & CARRIBEAN ISLANDS.



# KEELING

*Pop Glow UV Reactive*

## AVAILABLE SIZES

SIZE	120	140	170	190
SINK RATE	FLOAT	FLOAT	FLOAT	FLOAT
TERMINAL	1/0 TREBLE	2/0 TREBLE	UNRIGGED	UNRIGGED
TOTAL WEIGHT	33G	53G	67G	96G
RIG OPTION	RELEASE 2023	RELEASE 2023	4/0 TREBLE RELEASE 2023	5/0 & 6/0 TREBLE RELEASE 2023

## COMING SOON



*Glow*

#01 YELLOWBAND FUSILIER




#02 PINK GLOW




*Glow*

#03 WHITE LUMO BAIT



#04 DOUBLE LINED FUSILIER



#05 SILVER MULLET



#06 PACIFIC FLYING FISH



#07 BLUE PINK SILVER



*Glow*

#08 CRYSTAL LUMO ANCHOVY

## APPLICATION

THE QUEST FOR "FINDING THE RIGHT SOUND" COMMENCED DURING THE 2020 SAFARI AT THE COCOS KEELING ISLANDS. OUR KEELING POP HAS BEEN TESTED REFINED AND IMPROVED. THE CUP FACE HAS BEEN SPECIFICALLY DESIGNED AND SHAPED TO ENSURE MAXIMUM WATER DISPLACEMENT WITH POPPING EFFICIENCY. THE BODY HAS BEEN SHAPED AND BALANCED FOR STABILITY IN ROUGH, CHOPPY CONDITIONS. FULL STAINLESS STEEL THROUGH WIRE COMBINED WITH OUR HONEYCOMB STRUCTURE FOR INCREDIBLE STRENGTH. TUNED TO PERFECTION - POP WITH CONFIDENCE AND DRIVE THE BIGGEST LARGEST PREDATORS CRAZY WITH KEELING POP!

AVAILABLE IN 4 SIZES AND 8 IRRESISTABLE COLOURS (INCLUDING OUR SPECIAL UV PAINT) TO COVER EVERYTHING FROM REEF FLATS TO THE LARGEST BLUEWATER PELAGIC & SERIOLAS.



# TIDALUS

Glow

UV

DESIGNED AND TESTED IN AUSTRALIA

## AVAILABLE SIZES

	92s	108s	125s	140s	160s
SINK RATE	5.0SEC/M	5.0SEC/M	5.0SEC/M	3.0SEC/M	3.0SEC/M
TERMINAL	4 (3x)	2 (4x)	1 (4x)	2/0 (4x)	3/0 (4x)
TOTAL WEIGHT	TREBLE 16G	TREBLE 23G	TREBLE 32G	TREBLE 50G	TREBLE 70G



## OUR STORY

OUR NEWLY DESIGNED CASTING MINNOW IS DESIGNED TO SWIM LIKE NO OTHER. TWITCH IT, FAST WIND & SLOW WIND IT JUST WORKS! TESTED AND PROVEN THROUGHOUT AUSTRALIA ON NORTHERN REEF FLATS TO SOUTH COAST ROCK LEDGES CAPTURING MULTIPLE PERSONAL BEST

## PRODUCT FEATURES

SLEEK BODY WITH A BIB THAT ALLOWS FOR MULTIPLE FUNCTIONALITY AND TARGET SPECIES. THE TIDALUS MINNOW HAS A FULL STAINLESS STEEL WIRED THROUGH CONSTRUCTION FOR EXTREME DURABILITY. CURRENT MODELS ARE VERY SLOW SINK & SLOW SINKING TO REACH DEEPER SCHOOLS.

### TUNED TO PERFECTION AND FISH READY FROM THE BOX!

THE TIDALUS HAS BEEN TUNED AND BALANCED TO SWIM STRAIGHT TO YOUR FEET FROM HIGH LEDGES. RIGGED WITH SUPER STRONG SPLIT RINGS AND 4X TREBLES. (ANGLERS CAN REPLACE WITH THEIR OWN CHOICE OF SINGLES)

**BUILT TOUGH TO TAKE THE PUNISHMENT** – ALL MODELS FEATURE WIRE-THROUGH CONSTRUCTION, SO ANGLERS CAN PULL HARD WHEN EXTRACTING FISH FROM ROUGH GROUND. ADDITIONALLY, THE LIGHTER RANGE OF LURES CAN BE PRESENTED WITH CONFIDENCE DURING SITUATIONS WHEN LARGER PREDATORS ARE HOMED IN ON SMALLER BAITFISH.

COLOUR RANGE FEATURES 11 LIFE LIKE STYLE COLOURS FEATURING UV REACTIVE PAINT, INCLUDING GLOW PROPERTIES ON SELECT MODELS. HIGH QUALITY JAPANESE 3D FOIL AND FLITTER WITH A MULTILAYER TOUGH COATING TO COMPLETE THE FINISH.



NUCLEAR LUMO  
MACKEREL

#01

YELLOW FIN TUNA

#02

WHITE LUMO BAIT

#03

DOUBLE LINED FUSILIER

#04

DIAMOND SCALE  
MULLET

#05

PACIFIC FLYING  
FISH

#06

BLUE PINK SILVER

#07

RED LINED FUSILIER

#08

MAHI SPECKLED LUMO

#09

RED WRASSE

#10

CRYSTAL LUMO ANCHOVY

#11



# HDULTRA ROLLING SWIVEL

## PRODUCT FEATURES

- CONSTRUCTED WITH THE HIGHEST GRADE JAPAN STAINLESS STEEL.
- HIGHLY POLISHED BLACK NICKEL COATING WITH HARDEN FINISH.
- HIGH ANTI CORROSION PROPERTIES & BREAKING POWER.
- SMOOTH AND SLEEK ROLLING SWIVEL DESIGN.

## SELECTION

SIZE	4/0	2/0	1/0	1	3
STRENGTH	441LB	331LB	220LB	198LB	165LB
PCS	8	10	12	12	12



# HDULTRA ACCESS SWIVEL

## PRODUCT FEATURES

- CONSTRUCTED WITH THE HIGHEST GRADE JAPAN STAINLESS STEEL.
- HIGHLY POLISHED BLACK NICKEL COATING WITH HARDEN FINISH.
- HIGH ANTI CORROSION PROPERTIES & BREAKING POWER.
- HIGH RECOIL EASY ACCESS FOR HARD BODIES, JIGS AND RIGS.

## SELECTION

SIZE	4/0	2/0	1/0	1	2	3	5
STRENGTH	287LB	176LB	132LB	101LB	88LB	57LB	24LB
PCS	6	8	10	12	12	14	15



# HDULTRA ACCESS CLIP

## PRODUCT FEATURES

## SELECTION

# HDULTRA 3 WAY ROLLING SWIVEL

## PRODUCT FEATURES

- CONSTRUCTED WITH THE HIGHEST GRADE JAPAN STAINLESS STEEL.
- HIGHLY POLISHED BLACK NICKEL COATING WITH HARDEN FINISH.
- HIGH ANTI CORROSION PROPERTIES & BREAKING POWER.
- SMOOTH AND SLEEK ROLLING SWIVEL DESIGN.

## SELECTION

SIZE	4/0 x 2/0	2/0 x 1/0	1/0 x 1	1 x 3
STRENGTH	441LB	331LB	220LB	198LB
Pcs	8	9	10	10



# HDULTRA BALL BEARING SWIVEL

## PRODUCT FEATURES

- CONSTRUCTED WITH THE HIGHEST GRADE JAPAN STAINLESS STEEL.
- HIGHLY POLISHED BLACK NICKEL COATING WITH HARDEN FINISH.
- ULTRA SMOOTH BEARING ROTATION.
- PRECISION SEAMLESS WELDING

## SELECTION

SIZE	6	5	4	3	2
STRENGTH	189LB	152LB	114LB	84LB	60LB
PCS	6	8	8	9	10





*TUNED TO PERFECTION*  
**OCEANSLEGACY.COM**



@OCEANSLEGACY8



@OCEANS\_LEGACY